

Technical data sheet

PBP60/50 Post Base

SIMPSON
Strong-Tie

The PBP60/50 post base is most commonly use for pergola or porch type construction, but can be used in other situations. It should be used by pair for square timber sections from 70 to 150 mm. For higher square timber section (250x250 maximum), the use of 4 post base per post is advocated.

Features

Material

- S235JR steel according to EN 10025,
- Sherardized Class C30 according to EN ISO 17668

Benefits

- Suitable for external use (Service class 3)
- Can be used with different section of post
- Reduced distance between concrete support and ptimber post (50 mm)
- Patented

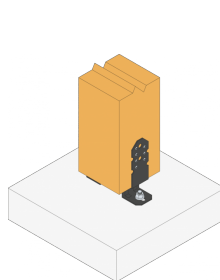
Applications

Support

- **Support** : Concrete
- **Post** : Solid timber, composite timber, glulam

Application fields

- Post for porch roof
- post fro pergola



2 post bases - Timber
section until 150x150 mm

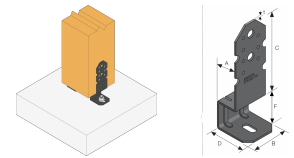


4 post bases - Timber
section until 250x250 mm

PBP60/50
Post Base

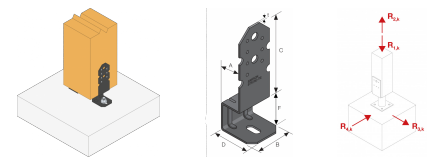
Technical Data

Product dimensions



References	Product dimensions [mm]						Top plate holes		Bottom plate holes
	A	B	C	D	F	t	Ø5	Ø13	Ø12x25
PBP60/50	35	60	140	62	49	3	7	2	1

Product simplified characteristic capacities - 2 post bases

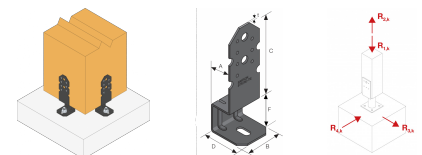


References	Product capacities - Timber to Concrete - 2 post bases					
	Fasteners				Characteristic capacities - Timber C24 [kN]	
	On post		On concrete		$R_{1,k}^*$	$R_{2,k}^*$
	Qty	Type	Qty	Type		
PBP60/50	4	Ø12x50	2	Ø10**	40	11.9

* The published characteristic capacity is based on medium term load duration and service class 3 according to EC5 (EN 1995) ($k_{mod} = 0.7$). For other load duration and service class, please refer to the ETA to get more accurate capacities

** Refer to the Simpson Strong-Tie anchor product range for suitable anchors. Typical anchor solutions are AT-HP, depending on the concrete type, spacing and edge distances.

Product simplified characteristic capacities - 4 post bases



References	Product capacities - Timber to Concrete - 4 post bases					
	Fasteners				Characteristic capacities - Timber C24 [kN]	
	On post		On concrete		$R_{1,k}^*$	$R_{2,k}^*$
	Qty	Type	Qty	Type		
PBP60/50	8	Ø12x50	4	Ø10**	90	11.9

* The published characteristic capacity is based on medium term load duration and service class 3 according to EC5 (EN 1995) ($k_{mod} = 0.7$). For other load duration and service class, please refer to the ETA to get more accurate capacities

** Refer to the Simpson Strong-Tie anchor product range for suitable anchors. Typical anchor solutions are BOAXII, SET-XP, WA, AT-HP, depending on the concrete type, spacing and edge distances.

PBP60/50
Post Base

Installation

Fixing

On post :

CNA Ø4.0x50 mm nails or CSA Ø5.0x50 mm screws

Wood screws or bolts Ø12 mm

On concrete :

Mechanical anchor : WA M10-78/5

Chemical anchor : AT-HP resin + threaded rod LMAS M10-120/25

Installation

- Can be used with different post sizes
- 50mm standoff
- Order as separate item, use in pairs
- Not recommended when the top of post/column is not restrained (e.g. fence post)

Step 1: Measure positions and bolt down to floor with appropriate fixing (M10), ensuring the post bases are parallel to one another. (Length of fixing to be advised by structural engineer).

Step 2: Lower the post onto the post bases (2 or 4) ensuring they are aligned with the centre of the post.

Step 3: Install CNA4.0x50 nails into the timber as shown, CSA 5.0x50 screws can also be used as an alternative.

